

Welcome!

Entry Task:

As you watch the video, write down on your sticky note, any of the personality types that fit you.



<https://youtu.be/NI9tVEKXQdQ>

DEVELOPING MY GAME PLAN

Naviance Student

Your High School & Beyond Plan

Your **High School & Beyond Plan** is a graduation requirement.

Shows up on your official transcript as **MET**

```
***** ADDITIONAL STATE REQUIREMENTS *****
HIGH SCHOOL & BEYOND PLAN                      NOT MET
WASHINGTON STATE HISTORY                      MET
*****
GRADUATION PATHWAY                            NOT MET
```

```
***** ADDITIONAL STATE REQUIREMENTS *****
HIGH SCHOOL & BEYOND PLAN                      MET
WASHINGTON STATE HISTORY                      MET
*****
GRADUATION PATHWAY                            MET
```

Complete the short survey in Naviance each year through grade 12.

WHAT IS THE CAREER INTEREST PROFILER?

Career Interest Profiler

The **Career Interest Profiler** is a survey within Naviance *Student*.

Survey helps you identify possible future career interests based on your personality.

Log in to Naviance Student

Click **Students** from school website

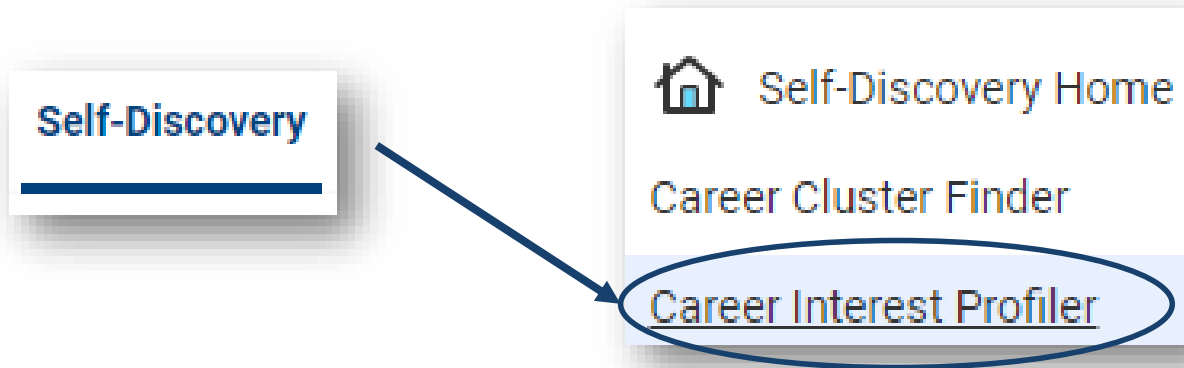
Click **Naviance** button

Log in with district ID# and password



Naviance Student

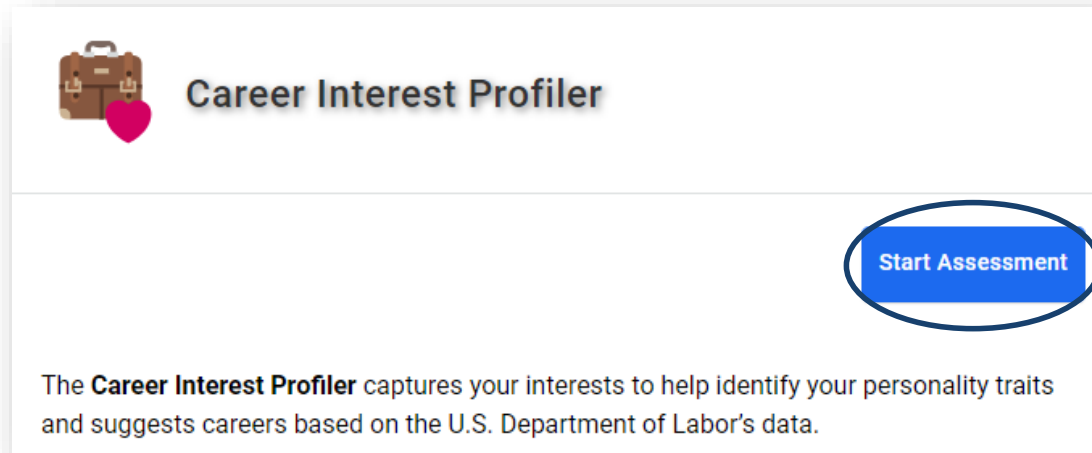
Access the Career Interest Profiler



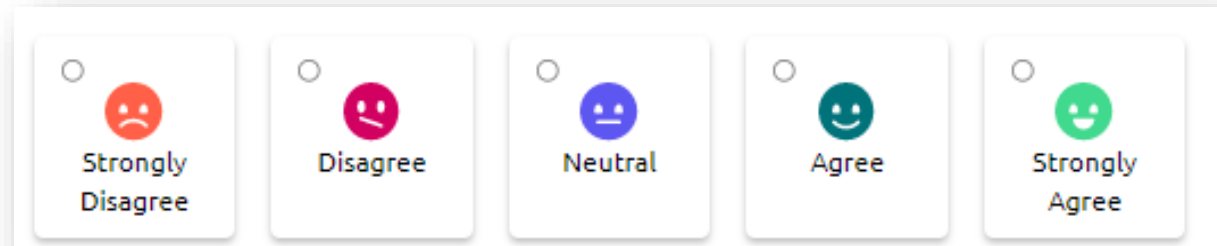
Click the **Self-Discovery > Career Interest Profiler** to begin.

Start the Career Interest Profiler (CIP)

To begin, click the **Start Assessment** button.



For each statement choose the answer that best fits you!

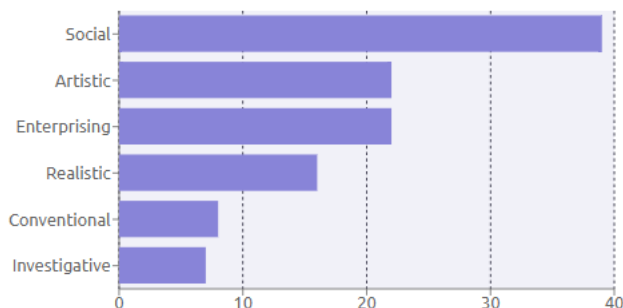


Viewing Your Results

Your assessment results will highlight:

- *Holland Traits with the highest scores*
- *Education and Training needed for careers in your interest areas*
- *Provide detailed information on your traits and related careers*

Your Overall Scores by Holland Trait



Complete Results



Social

SCORE: 39

Likes to do things to help people – like, teaching, nursing, or giving first aid, providing information. Generally avoids using machines, tools, or animals to achieve a goal. Is good at teaching, counseling, nursing, or giving information. Values helping people and solving social problems and sees self as helpful, friendly, and trustworthy.

Persons having a Social personality type "dominate" this environment. There are more of them than there are people of other personality types. For example, in a hospital, school, or counseling service there will be more persons having a "Social" personality than there will be people who have a Realistic type.

"Social" people create an "Social" environment. For example, they particularly value people who are helpful, friendly, and trustworthy – who are good at teaching, counseling, nursing, giving information, and solving social problems.

[VIEW CAREERS](#)

Art, Drama, and Music Teachers, Post...

Teach courses in drama, music, and the arts including fine and applied art, such as painting and sculpture, or design and crafts. Includes both tea...

Education
Graduate/ Professional

Median Salary
\$69,530

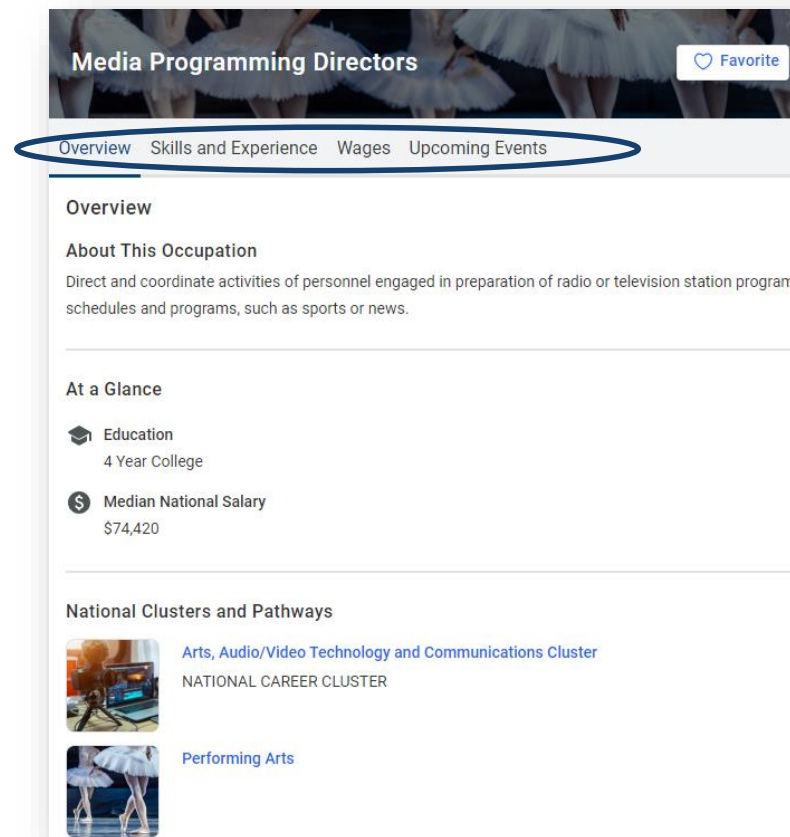
[Favorite](#)

Exploring Careers that fit Your Personality

Check out careers in your interest area.

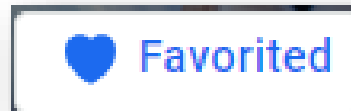
Click the **career title** to explore:

- Education/training needed
- Median salary
- Detailed information and opportunities



Adding Careers to Favorites

Click the **heart icon** save the career to your “favorites”.



You can view these on under **Careers > Favorite Careers and Clusters**



TASK COMPLETION...

Complete the Lesson Task...

To complete the lesson, click **Planner** > **Tasks**. Make sure that the **Complete Career Interest Profiler** is listed under **Completed Tasks**.



Naviance Questions?

If you have any questions, please contact naviance@everettsd.org.

Be sure to provide your name and school.

To check messages sent to you through Naviance *Student*, login and click the icon for your **messages** in the upper-right corner.



Messages